

Infant Mortality and Birth Outcomes in Cleveland, OH 2024



CITY OF CLEVELAND
Mayor Justin M. Bibb

PUBLIC HEALTH
December 2025

3,824

births

52

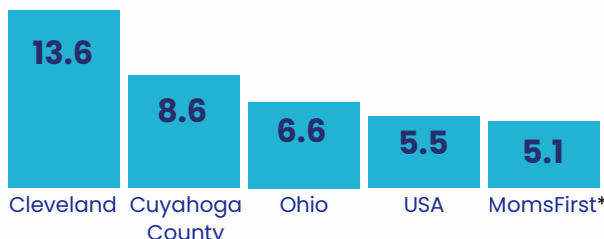
deaths

15.6%

preterm birth¹
rate

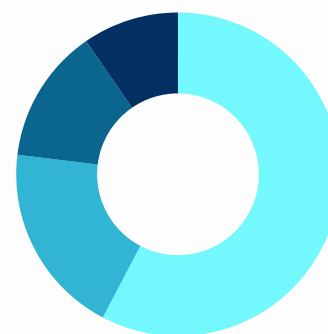
13.6

infant mortality²
rate (IMR)



*MomsFirst is a CDPH initiative, providing support to expectant mothers living in the City of Cleveland. It is dedicated to reducing racial disparity in infant mortality through home visitation, case management, education and support of pregnant women.

Causes of Death



57.7%
Prematurity


19.2%
SUID/Other

13.5%
Unsafe Sleep/
Suffocation

9.6%
Congenital
Disorders

Racial Inequities

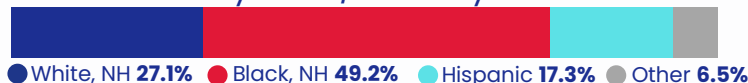
IMR by Race/Ethnicity



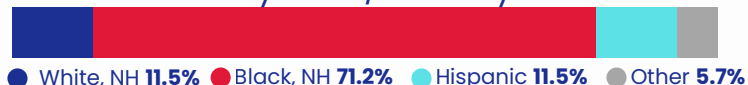
3.4

Black to white
infant death
inequity ratio³

Infant Births by Race/Ethnicity



Infant Deaths by Race/Ethnicity



Prenatal Care



Median number of prenatal care visits for surviving infants:

11

Median number of prenatal care visits for mothers whose infants died:

5

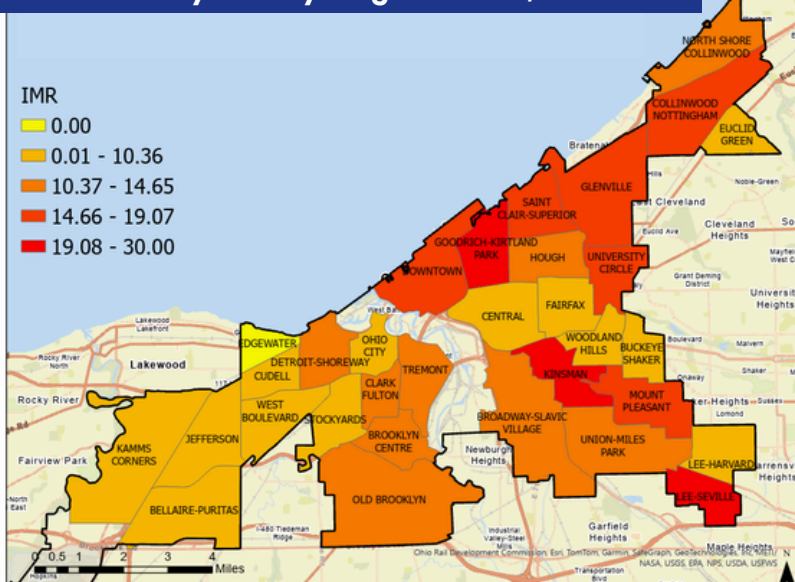
Percentage of mothers of surviving infants that received no prenatal care:

2.4%

Percentage of mothers of infants who died that received no prenatal care:

8.7%

Infant Mortality Rate by Neighborhood, 2022-2024



Summary

- Racial inequities and structural racism has resulted in higher rates of infant mortality and preterm birth in non-Hispanic Black infants.
- The Cleveland infant mortality rate is higher than Cuyahoga County, Ohio, and the US infant mortality rate.
- Prenatal care is associated with better health outcomes.

- 1 Preterm: Less than 37 completed weeks of gestation.
- 2 Infant Mortality Rate (IMR) is calculated by dividing the number of infant deaths within the first year of life by the number of live births, multiplied by 1,000, and is representative of infant deaths per 1,000 live births.
- 3 Black-to-White IM inequity ratio is comparing the Black infant mortality rate to white infant mortality rate. Any number above 1 means a higher rate of Black babies died compared to white babies.
- 4 NH: non-Hispanic

Source: Ohio Department of Health - Bureau of Vital Statistics; 2020 & 2021 data are preliminary. The Department disclaims responsibility for any analyses, interpretations, or conclusions. Comparison information from Cuyahoga County Child Fatality Review Dashboard (<https://ccbh.net/child-fatality-review-data-dashboard/>)